NEWARE

Since 1998

Turnkey Solution for Battery Testing



CT-4000(mA) | CT/CE-4000(3C) | CE-6000(Cell) | CE-6000(Module) | CE-6000(Pack) | CE-6000(EOL) | CE-6000(BMS) | CE-5000(3C) | CE-5000(Cell) | CT-9000(mA) | CT-9000(3C)

CT-8000(mA) | CT-8000(3C)



Coin Cell All-in-One Testing System | Solid-State Battery All-in-One Testing System | PC Dual Zones Coin Cell All-in-One Testing System | 4 Zones Coin Cell All-in-One Testing System | High and Low Temperature All-in-One Testing System | 3C All-in-One Testing System | Power Cell All-in-One Testing System

Agile Development | Flexible Production | Global Services

1998
Established in

60,000+
Clients

1,000+
Patents & Software Copyrights

Dedicated to providing support for Global Battery Manufacturers and related Material Production Companies, Quality Inspection Departments, Universities, and Research Institutions

- Providing high-performance Battery Testing Systems, Formationand Grading Systems, Environmental Test Chambers, and Automation Equipment
- Providing system services NEWARE Store + NEWARE LabTech AI (LIMS)
- Providing global service network, achieving timely response

10-year product shipments overview of NEWARE

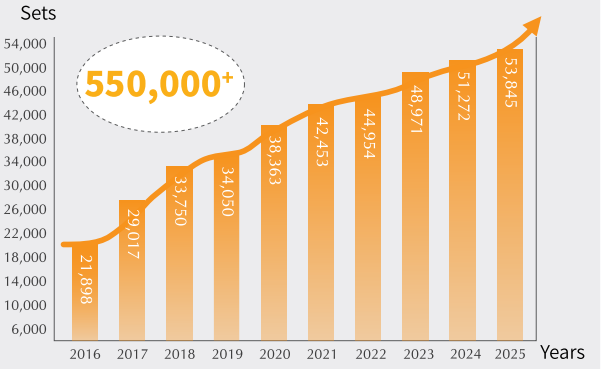

ISO 9001

LabTech App
Smart-Lab Solutions Platform

Remote Intelligent Control | Technical Support
Asset Management | Academic Live Streaming
Selected Top Journals | Research Community

neware.ai

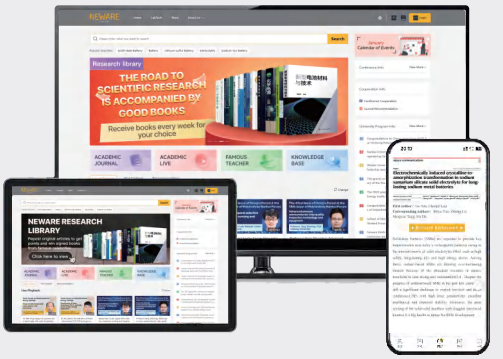

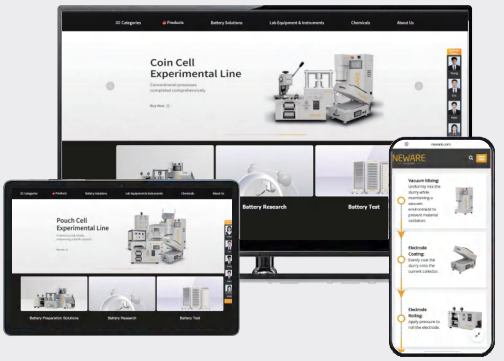

Store App
One-Stop Purchasing Platform

Complete Product Categories | One-Click Procurement
Video Explanation | Tool Guide
Academic Paper Award | Information Sharing

neware-store.com

Test App
Guaranteeing Test Data Accuracy

Battery Testing Services | Calibration Services

newell-world.com



*Actual dimensions may differ from those marked in the picture. Please refer to the actual product for the correct size.

WHW Constant Temperature
All-in-One Testing System

Integrated battery testing system with temperature control.

- Eliminating the impact of environmental changes on battery performance.
- Ensuring consistent test results.
- Providing accurate performance evaluations.
- Simulating real-world usage scenarios.



① Solid-State All-in-One Testing System
WHW-200L-0C-220V-5V100mA-80CH
- Dimensions: 750×920×1850mm
- Weight: Approx.260kg

② Single Zone All-in-One Testing System
WHW-200L-0C-220V-5V100mA-160CH
- Dimensions: 600×920×1800mm
- Weight: Approx.260kg

③ Dual Zones All-in-One Testing System
WHW-200L2-0C-220V-5V100mA-160CH
- Dimensions: 600×950×1920mm
- Weight: Approx.300kg

④ PC Dual Zones All-in-One Testing System
WHW-200L2-0C-220V-9U-PC
- Dimensions: 600×950×1920mm
- Weight: Approx.300kg

⑤ 4 Zones All-in-One Testing System
WHW-25L+15C-5V100mA-32CH(Single)
- Dimensions: 440×550×390mm
- Weight: Approx.45kg

Voltage	Current	Normal Capacity	Temperature Range
5V	100mA / 6A~3600A	25L / 100L / 200L / 400L / 600L / 800L / 1000L	0°C / 15°C~60°C / 85°C

Efficient space management.

All-in-one integrated design minimizes setup effort and saves valuable lab space.



Independent temperature control for multiple zones.



Desktop testing solution.

Mini All-in-One Testing System

- Occupies only 0.2㎡.
- 32-channel independent testing.



WHW-25L+15C-5V100mA-32CH
- Dimensions: 440×550×390mm

Accurate temperature control.

Precisely simulates a constant temperature environment, supporting long-term temperature stability.

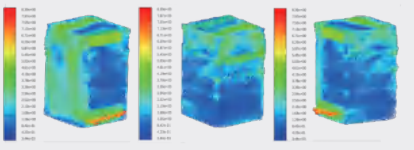

Constant Temperature Test	Cycle Life Test	Rate Test	Low Noise
Temperature Deviation ±2°C	Temperature Fluctuation ⩽±0.5°C	Heating Efficiency 25°C→60°C ⩽30min	Cooling Efficiency 25°C→0°C ⩽50min

*Actual dimensions may differ from those marked in the picture. Please refer to the actual product for the correct size.

WGDW High and Low Temperature All-in-One Testing System

Integrated Battery Testing System with High-Low Temperature Chambers.

- Evaluates battery performance variation under different temperatures.
- Tests battery's temperature adaptability and stability.
- Assesses the impact of extreme temperatures on batteries.
- Identifies potential risks in high and low temperature conditions.



Mini High and Low Temperature All-in-One Testing System
WGDW-20L-20C-220V-2U
- Dimensions: 440×550×525mm
- Weight: Approx.40kg

High and Low Temperature All-in-One Testing System
WGDW-100L-70C-380V-5U
- Dimensions: 750×1220×1800mm
- Weight: Approx.260kg

High and Low Temperature 3C All-in-One Testing System
WGDW-400L2-40C-380V-12U-B
- Dimensions: 1110×1800×2050mm
- Weight: Approx.720kg

High and Low Temperature Power Cell All-in-One Testing System
WGDW-800L2-40C-380V-32U-B
- Dimensions: 1600×2050×2050mm
- Weight: Approx.1040kg

Voltage	Current	Normal Capacity	Temperature Range
5V	100mA / 6A~3600A	20L / 100L / 200L / 400L / 600L / 800L / 1000L	-70°C / -40°C / -20°C~150 °C

Accurate temperature control.

Software temperature control supported.

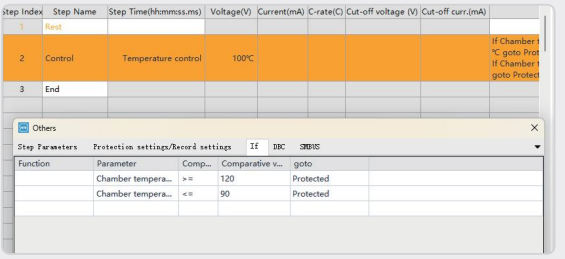

Cycle Life Test

Rate Test

DCIR

DCIR Test

dQ/dV
Differential Capacity Curve

Customizable current and fixtures to meet your testing needs.



Quiet operation.

The circulation fan speed is controlled to reduce operational noise of the equipment.

Low Noise

Wide temperature range control.

-70°C~150°C wide temperature range, precisely simulating battery performance under extreme high and low temperature conditions.

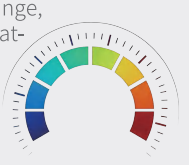

Safety design.

A variety of safety protection devices provide comprehensive protection for battery temperature condition testing, ensuring worry-free test safety.

- Automatic pressure relief
- Smoke detection alarm
- Overtemperature protection
- Circulation fan abnormality protection
- Supports water-cooling design



Temperature Deviation	Temperature Fluctuation	Heating Efficiency	Cooling Efficiency
±2°C	≤±0.5°C	20°C→150°C ≤60min	20°C→-40°C ≤60min

*Actual dimensions may differ from those marked in the picture. Please refer to the actual product for the correct size.

mA Testing System

- Materials Research
- Coin Cells
- Solid State Batteries
- Super Capacitors
- Three Electrodes
- Pouch Cells



① Portable CV Testing System
CT-8002S-5V100mA-CV
- Dimensions: 226×127×48mm

② mA Testing System
CT-4008Q-5V100mA-HWX-W
- Single: 19"1U(443×310×43mm)
- Overall: 555×650×1832mm

③ Ultra-high Precision Testing System
CT-9008-5V300mA
- Single: 19"1U (484×365×43mm)
- Overall: 606×800×1800mm

Voltage and Current	Range 1	Range 2	Range 3	Range 4	Range 5	Range 6
5V100mA	0.2μA~0.1mA	0.1mA~1mA	1mA~10mA	10mA~100mA	/	/
	0.2μA~0.1mA	0.1mA~1mA	1mA~5mA	5mA~10mA	10mA~50mA	50mA~100mA

In-situ testing system.

A portable battery testing system equipped with CV and EIS capabilities.

EIS

200 kHz EIS



Professional-level CV performance testing.

CV testing meets professional standards, providing reliable and consistent CV data comparable to that of an electrochemical workstation under the same testing conditions.

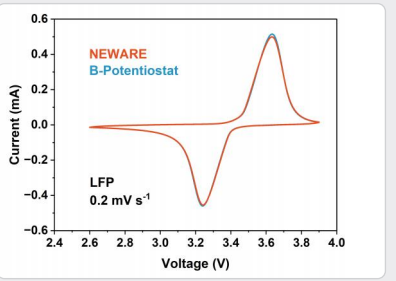

Compared with B Electrochemical Workstation CV Results.

Microsecond-level response, seamless current switching.

≤20μs response time captures battery charge/discharge dynamics.

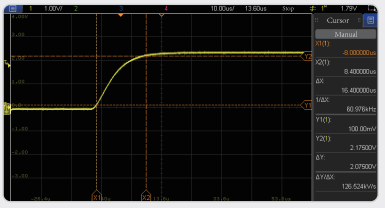

Four-wire connection.

Four-wire test leads reduce the impact of lead resistance and improve measurement accuracy.



Voltage & Current Accuracy	Current Response Time (10%F.S.~90%F.S.)	Recording Frequency	Cycling Range
±0.01% / 0.02%F.S.	≤20μs / 500μs	10 / 100 / 1000Hz	1~65535

Multi-dimensional analysis.

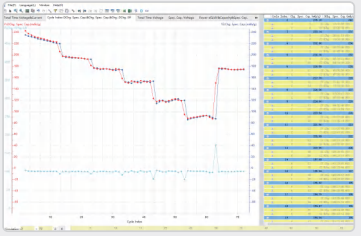

Rate Test

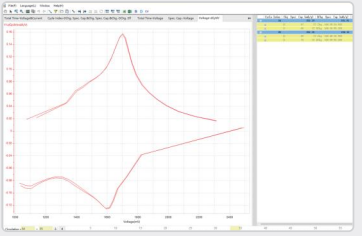

dQ/dV(Differential Capacity Curve)

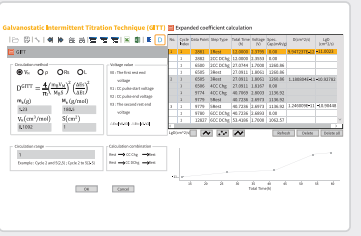

GITT Test

*Actual dimensions may differ from those marked in the picture. Please refer to the actual product for the correct size.

NEWARE
Since 1998

Laboratory Information Management System (LIMS)

Laboratory full-process intelligent management.



Multi-Device Testing Management

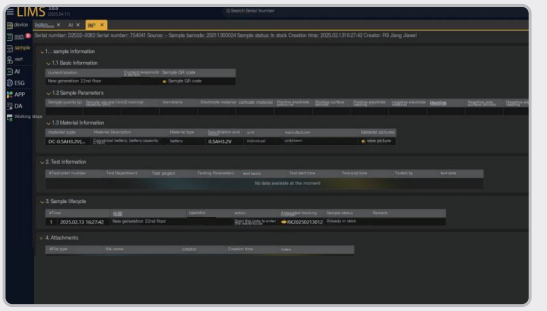

Sample Lifecycle Tracking

Visual equipment management.



Testing Status Overview



Laboratory Operations Information

Battery testing data overview.



Testing Status Overview

Custom report export.

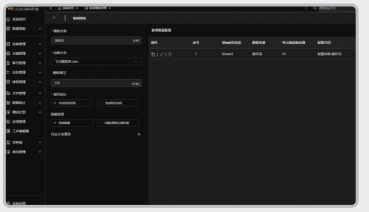

Report Template Management

AI-driven expansion and upgrades.

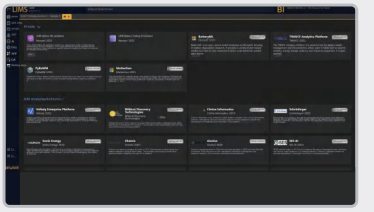

Open-Source API

Instant and effective service support.

NEWARE is dedicated to providing global clients with comprehensive battery testing solutions throughout the entire lifecycle, covering all stages from R&D to production. We offer high-precision testing equipment, intelligent analysis software, customized industry-specific solutions, and 24/7 service support.

Website: www.neware.net
Code: S02-002-CPML
Version Number: ZY-EN-260415-V5.0
Copyright @ NEWARE 2026. All Rights Reserved. Specification subject to change without notice.

neware.net

3C Testing System

- Mobile Phones
- Tablets
- Laptops
- Wearable Devices
- Power Tools
- Drone UAV



Ultra-high Precision CV Testing System
CT-9002-5V6A-204n
- Dimensions:236×390×104mm



High Precision 3C Testing System
CE-5008Q-20V30A
- Single: 500×480×86mm
- Overall: 731×731×1938mm



Ultra-high Precision 3C Testing System
CT-9008-5V15A-T
- Single: 19"3U (480×660×130mm)
- Overall: 606×800×1800mm



Modular Gantry
- Single:19"3U
- Overall:555×650×1832mm

CT-4008Q-5V6A-S1
CE-4008Q-5V15A-S1
CE-4008Q-5V20A-SR
CE-4008Q-5V30A-SR

Series	Voltage	Current
CDM / CT / CE-4000	5V / 20V / 30V	6A / 12A / 15A / 20A / 30A
CDM / CE-5000	20V / 30V	10A / 15A / 30A
CT-9000	5V	15A / 30A

Battery flexible adaptation.

Features clamp probes for cylindrical batteries and channels for pouch batteries. Multi-purpose with fast switching.



Multi-range, ensuring greater precision.

(CT-9008-5V15A-T)

- Range 1: 0.15mA~15mA (Accuracy ±3μA)
- Range 2: 15mA~150mA (Accuracy ±30μA)
- Range 3: 150mA~1.5A (Accuracy ±300μA)
- Range 4: 1.5A~15A (Accuracy ±3mA)

SMBus in-depth protocol analysis and custom DBC configuration.

Read battery state data, enable dynamic management and testing of smart batteries, and support custom DBC configuration files.

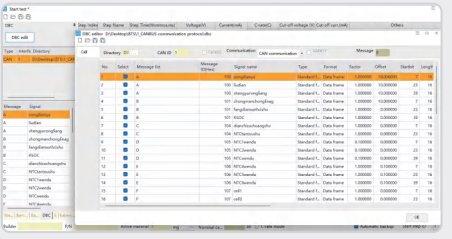

Built-in PC saves space.

Built-in computer runs BTS software, precisely controls charge/discharge, enables real-time data collection and analysis, saving lab space and simplifying setup.



GCC-based programming.

Customize specific test plans for different battery types and testing standards, enabling precise control of various charge/discharge profiles.

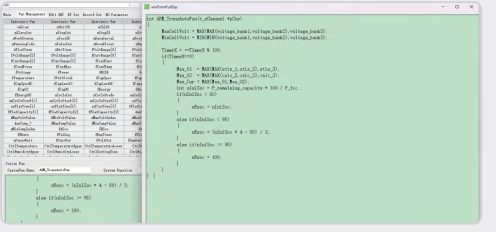

- Cycle Life Test
- Rate Test
- DCIR Test
- Pulse Test
- Voltage & Current Accuracy ±0.02% / 0.05% F.S.
- Recording Frequency 10 / 100 / 1000Hz
- Sampling Time 1 / 10 / 100ms
- Current Response Time (10%F.S.~90%F.S.) ≤1~30ms

*Actual dimensions may differ from those marked in the picture. Please refer to the actual product for the correct size.

Power Cell Testing System

- Energy Storage
- E-Bikes
- Electric Motorcycles
- Electric Vehicles



① Cell Testing System
CE-6006-Pro-6V1200A
- Dimensions: 730×900×1950mm
- Weight: Approx.234kg

② Module Testing System
CE-6008n-30V100A-HF
- Dimensions: 600×800×1950mm
- Weight: Approx.409kg

③ Pack Testing System
CE-6001n-1500V400A
- Dimensions: 900×1000×1850mm
- Weight: Approx.700kg

④ EOL Testing System
CE-6001n-EOL-200V200A
- Dimensions: 600×800×1850mm
- Weight: Approx.255kg

⑤ BMS Testing System
CE-6'S-BMS-24S300A
- Dimensions: 600×800×1850mm
- Weight: Approx.290kg

	Cell	Module	Pack
Voltage	5V / 6V	20V~200V	200V~3000V
Current	50A~3600A	20A~1200A	100A~1200A

Voltage & Current Accuracy	Recording Frequency	Current Response Time	Current Conversion Time
±0.02%/ 0.05%F.S.	100/200Hz	(10%F.S.~90%F.S.) ≤1ms(Cell) ≤3ms(Module) ≤5/10ms(Pack)	(-90%F.S.~90%F.S.) ≤2ms(Cell) ≤6ms(Module) ≤10/20ms(Pack)

BMS Testing System.

- Simulation of battery modules and single cells.
- Balancing simulation, insulation simulation, and SOC estimation algorithm verification for BMS.
- BMS charge/discharge simulation and high-voltage safety testing.

Modular power units.

High-frequency isolated AC/DC and DC/DC modules, flexibly combined for different current ranges, channel numbers, and power levels.



EOL testing.

- Safety / charge-discharge/- insulation resistance / DCR / ACR / OCV tests, full electrical safety inspection and consistency verification.
- Communication bus, I/O ports, command interaction and real-time data synchronization.

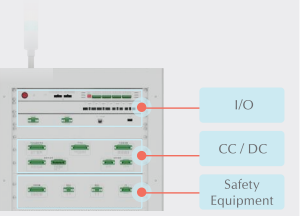

Simulation Test | Pulse Test | DCIR Test | Channel Paralleling

Ripple Injection

- Precisely superimpose charger/inverter ripple to replicate real EV operating conditions.
- Highly integrated independent AC/DC ripple injection for reliable all-in-one testing.
- Deeply evaluate ripple effects on battery life, thermal stress, and aging to support long-life design.

3000V ultra-high voltage battery cluster test.

- PCS testing.
- 100V–3000V ultra-high voltage range, customizable from 200A~1600A.
- High frequency, modular design, high power density.
- Parallel modular cabinets for ultra-high power output up to MW-level.

Smart cell current stacking system with features.

- N+1 redundancy.
- 750V + 15V, two-level DC/DC bus.
- Three-level energy recycling boosts feeding efficiency.

CD-6006A-5V1200A-PS-H
- Dimensions: 600×800×1850mm



*Actual dimensions may differ from those marked in the picture. Please refer to the actual product for the correct size.

Measurement of Internal Resistance / Temperature / Humidity / Pressure

Controlled precision, millisecond perfection.

CIR Internal Resistance Meter

Equivalent resistance, and precision resistance values, with support for EIS testing.

- Internal Resistance 0Ω~3Ω
- Voltage 0V~60V
- EIS Test



BT-9563
- Dimensions: 220×300×80mm
- Weight: Approx.2.5kg

	Range(Current)	Resolution	Accuracy
Impedance Measurement (0Ω~3Ω)	3mΩ(250mA) / 30mΩ(100mA) / 300mΩ(10mA) / 3Ω(1mA)	0.1μΩ / 1μΩ / 10μΩ / 0.1mΩ	±0.4% / ±0.3%
Voltage Measurement(0V~300V)	6V / 60V / 300V	10μV / 100μV / 1mV	±0.01%

CP Pressure Auxiliary Channel

Delivers precise pressure readings, essential for applications requiring tight pressure control, and supports multiple pressure sensors for monitoring various points simultaneously, enhancing test efficiency.

- Pressure Range 10kg~5000kg
- Accuracy 0.03%F.S.
- Sampling Frequency 1Hz

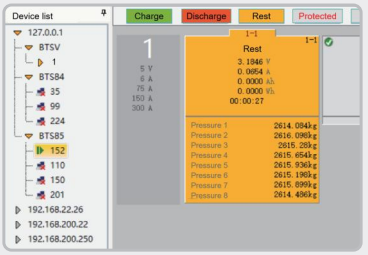



CA-6008-PS
- Dimensions: 19"1U
- Weight: Approx.2kg



PCJ-CGS-MJ-TC-5T-D10



PCJ-RS-CGQ-1T-90-60

CA Temperature and Voltage Auxiliary Channels

Used in conjunction with the battery testing system, BTS intelligent testing monitors the voltage and temperature of individual cells, accurately measuring temperature and pressure to assist in battery testing.

- Temperature Range -200℃~260℃
- Voltage Range 0V~5V
- Voltage Accuracy ±0.05%F.S.



CA-4008n-1U-5VT-TC-DB25
- Dimensions: 19"1U(442×150×46(mm)



CA-4024n-TC-DB25
- 尺寸: 147×152×100(mm)

CI Ammeter

Precisely measures current and tracks changes during battery R&D, production, and testing.

- Accuracy 0.005%F.S.
- 4 Ranges



CI-NW-DCQ-30A
- Dimensions: 260×325×103mm



CI-NW-DCQ-1000A
- Dimensions: 205×334×130mm

CV Voltmeter

Precisely measures voltage and monitors changes during battery R&D, production, and testing.

- Accuracy 0.005%F.S.
- 4 Ranges



CV-NW-DCQ-2000V
- Dimensions: 260×325×103mm

CT Temperature Meter

Portable for industrial field, calibrates transmitters, detects sensors, and measures temperature, with fast heating and cooling to meet quick and precise metrological needs on site.



LCS-GJL-F10-120C
- Dimensions: 250×332×130mm



LCS-GJL-F45-140C
- Dimensions: 200×240×315mm

*Actual dimensions may differ from those marked in the picture. Please refer to the actual product for the correct size.

Accessories

Secure grip, accurate read.

A-1



Coin Cell Clamp
A705-CR-MA-DG

A-2



30A Pouch Cell Clamp
A705-P-30A-DG

A-3



75A Pouch Cell Fast Pressing Fixture
A705-P-75A

A-4



600A Pouch Cell Fixture
A705-ZJ-R-600A

B-1



Solid-State Battery Mold
PCJ-CGS-MJ-TC-5T-D10

B-2



60A Cylindrical Cell Fixture
PTF-Y-ZJ-60A-1CH-L

B-3



100A Cylindrical Cell Fixture
PTF-Y2-ZJ-100A-1CH-D1821-H6570

B-4



60A Cylindrical Cell Holder
PTF-ZJ-Y1-60A-8CH-D46-H8095

B-5



Pouch Cell Spring Pressure Plate Fixture
PCJ-YTH-R-F-D-190

B-6



Pouch Cell Pressure Display Plat Plate Fixture
PCJ-RS-CGQ-1T-90-60

B-7



Multi-tab Pouch Cell Fixture
PCJ-CGQ-R-D50-4DJ

B-8



Cylindrical Cell Pressure Fixture
PCJ-CGQ-1T-Y-D21-L70

B-9



60A Prismatic Cell Toggle Fixture
PTF-F-ZJ-60A-1CH-LP

B-10



600A Prismatic Cell Toggle Fixture
PTF-F-ZJ-600A-1CH-W230-H220

B-11



200A Blade Battery Toggle Fixture
PTF-F2-ZJ-200A-1CH-LP

B-12



300A Blade Battery Toggle Fixture
MCJ-F2-ZJ-300A-1CH-L-0.4M

C-1



Pouch Cell Rack
PDCJ-R-P1-100A-64CH-210

C-2



Pneumatic Pouch Cell Rack
PDCJ-DZ-JHW-80CH-W120-L300-D1

C-3



Water-cooled Cylindrical Cell Rack
PDCJ-Y1-ZJ-30A-64CH-SL-LG-C

C-4



Pneumatic Prismatic Cell Rack
PDCJ-F1-QD-100A-32CH-D1

*Actual dimensions may differ from those marked in the picture. Please refer to the actual product for the correct size.